



Orangery
By Ultraframe

THE ULTIMATE IN ORANGERY DESIGN



ORANGERIES

SIMPLE, STYLISH & ELEGANT

An orangerie is a beautiful addition to any home, and with an Ultraframe Orangerie there is a wide range of traditional and modern design options to help you create your perfect room.

Ultraframe's revolutionary roof system puts warmth and light at the heart of your new orangerie. Natural light is maximised thanks to slimline components and fewer bars to let in more light than a traditional orangerie or flat roof extension.

On the inside, the lantern shaped roof combined with an internal pelmet creates a cost effective illusion of a traditional orangerie build. This insulating pelmet provides energy efficiency and is also the ideal spot for speakers and spotlights.

On the outside, choose from a wide range of decorative cornices to hide gutters and create an elegant roofline. Super-insulated columns bring strength and solidity to your design and are available in an aluminum, brick or render finish. Combine these elegant pillars with full height glazing and large door sets to create a contemporary orangerie.

Choose from two stunning roof shapes: single hipped or double hipped orangerie.

All roofs are designed for the extremes of the UK climate and are engineered to your specific postcode. Our specialist software uses accurate data from NASA to calculate the altitude of your home along with predicted snow loads and wind speed. Guaranteed for 10 years.



SINGLE HIPPED ORANGERIES

A single hipped orangery features a roof shape that extends back to the host wall from its highest point, so when you walk into the orangery, there is a lot of roof height for a dramatic and spacious feel.



DOUBLE HIPPED ORANGERIES

A double hipped orangery features a ridge at the highest and central point of the roof. Together with the internal pelmet this creates a more traditional lantern orangery roof shape.




Stormshield

Triple layer protection at the ridge end, with glazing compression trims, a weathering shield and a secure-fit cover



Neat ridge ends

Neat ridge ends – less bulky vs traditional conservatories. Less material - more light



Strong ridge

Super strong ridge with a high performance thermal break reduces the risk of condensation



Slim sightlines

Less bars and no bulky radius ends creates a neat, slim lantern look from the inside with a fixed 25 degree pitch



Jack rafters

Tried tested and proven structural jack rafter connections



Profile

Strong 'wineglass' bars engineered to withstand extreme weather conditions for your postcode



Cornice

Create an orangery look around the roofline with a choice of 4 stylish cornice designs




RAL colour

Available in any RAL colour to match your windows and doors



Pre-approved by Assent and JHAI for easy, fast Building Regulation approval.



Twinbolts

Twinbolts deliver super-strong glazing bar structural connections to ridge and eaves beam

Orangery

By Ultraframe

Glass options



Choose from a wide range of high performance glass options

Glazing stops



Robust glazing supports prevent glass slippage

Columns



Choose from super-insulated columns finished in aluminum, brick or render.

Pelmet



An insulated internal pelmet creates the lantern orangery look providing a perimeter ceiling for spotlights and speakers

THE ORANGERY RANGE

SINGLE HIPPED ORANGERY



Large aluminum columns with 2 tier cornice,
French doors to two sides and full length windows



Small aluminum columns with 1 tier cornice,
French doors and full length windows



Large rendered pillars with curved cornice,
French doors to two sides and full length windows



Small rendered pillars with 2 tier cornice,
French doors and full length windows



Large brick pillars with 2 tier cornice,
French doors to two sides and full length windows



Small brick pillars with curved cornice,
French doors and full length windows

DOUBLE HIPPED ORANGERY



Large aluminum columns with curved cornice, bi-fold doors and full length windows



Small aluminum columns with 2 tier cornice, French doors and full length windows



Large rendered pillars with 2 tier cornice, bi-fold doors and full length windows



Small rendered pillars with curved cornice, French doors and full length windows



Large brick pillars with 2 tier cornice, bi-fold doors and full length windows



Small brick pillars with 2 tier cornice, French doors and full length windows

Other design options are available with Orangery by Ultraframe.



Double hipped
orangery in anthracite
grey with spotlights in
the insulated pelmet.



ROOF



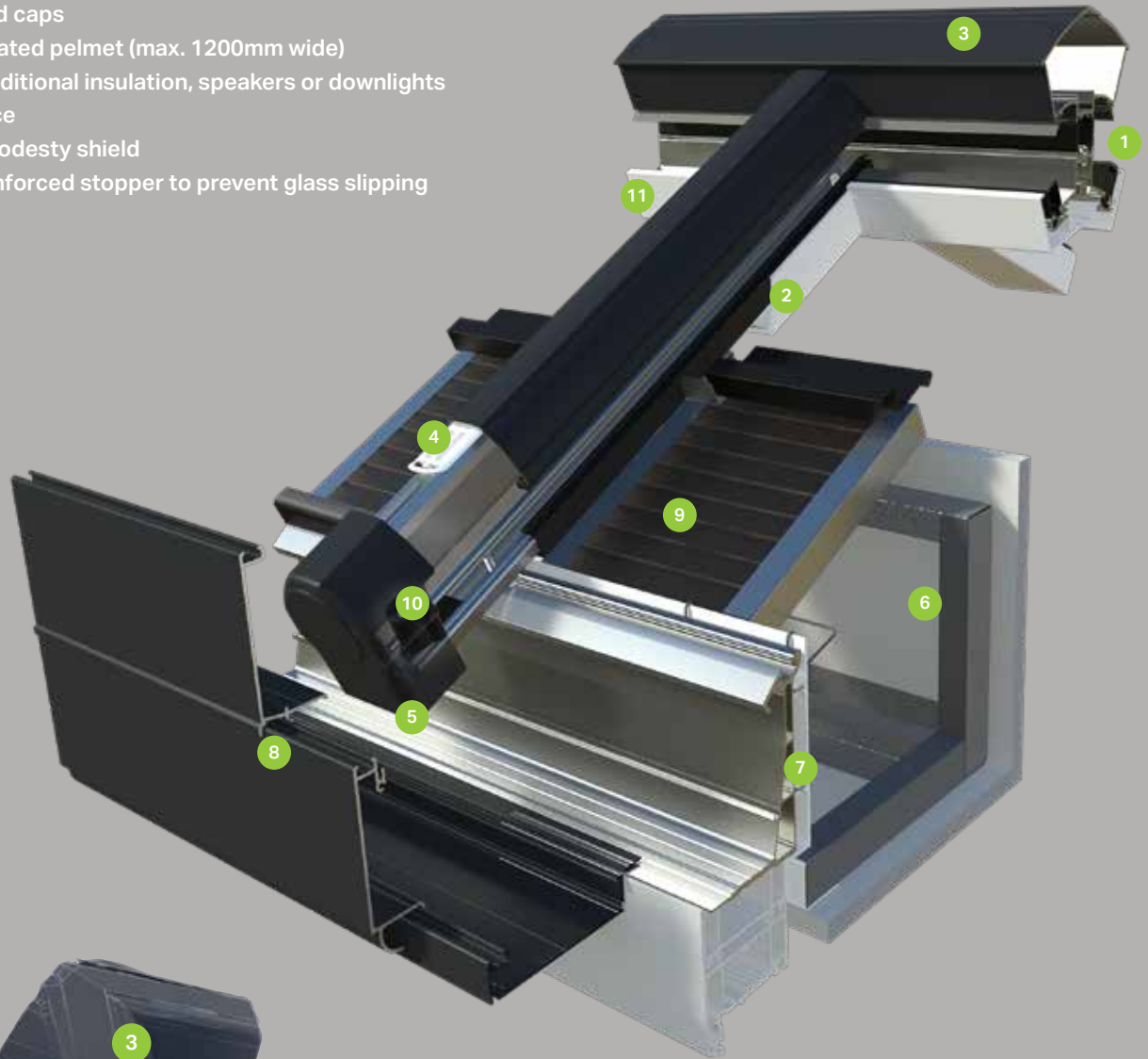
Double hipped orangery in white with curved cornice and fluted aluminium columns.

The Ultraframe roof offers homeowners a beautiful orangery solution that features the latest in roofing technology.

Your orangery roof will include all of the following features as standard:


- The strongest ridge on the market
- Minimal bars for uninterrupted sightlines
- High performance thermal breaks to reduce any risk of condensation
- Stormshield protection system prevents any water ingress at the ridge
- Choice of uPVC or aluminium finishes
- Choose grey, white or any bespoke RAL colour

- 1 High performance thermal break
- 2 Patented thermally insulated aluminium rafter
- 3 Super strong ridge for fewer bars and more light - fixed 25 degree pitch
- 4 Thermally isolating top cap clip
- 5 'Secure-fit' end caps
- 6 Patented insulated pelmet (max. 1200mm wide)
- 7 Housing for additional insulation, speakers or downlights
- 8 Two tier cornice
- 9 'Heat guard' modesty shield
- 10 Adjustable reinforced stopper to prevent glass slipping



Stormshield Protection System includes:

- 1 Waterproof glazing compression trims
- 2 Ridge end weathering shields
- 3 'Secure fit' radius end covers



CORNICE



1 Tier Cornice



Curved Cornice



2 Tier Cornice



3 Tier Cornice

Finish your orangery in style with a choice of flat or curved decorative cornices. A cornice discreetly conceals the gutter for a neater exterior finish as well as adding a beautiful feature, and can be made in any RAL colour.

The curved cornice is ideal for an elegant traditional look while the flat cornice is designed for more contemporary orangery designs. The flat cornice is available in one, two or three tiers at varying heights to suit the proportions of your home and your new orangery.



INSULATED PELMET




Double hipped orangerie
in white with insulated
pelmet.

The thermally insulated internal pelmet system has a plastered finish and extra insulation around the eaves where heat loss is most prevalent, so your orangerie will be warm and welcoming all year round.

The pelmet depth can be modified to suit your requirements so that you can choose from a narrow or wide pelmet ranging from 300mm to 1200mm.

Once installed, the pelmet gives the impression of a traditional flat roof deck with a large roof lantern and is the perfect place for spotlights, speakers and cable runs.



Patented insulated
perimeter ceiling (max.
1200mm wide)

HIGH PERFORMANCE GLASS

Glazing can have an impact on the temperature and energy efficiency of an orangery so it's important to work closely with your builder or installer to choose the correct specification for the orientation of your home.

For example, a north or east facing orangery will tend to be shady and cool and receive little direct sunlight. Therefore glass with high light transmission and low solar rejection such as Blue 4S is a great choice as it will allow more heat and light to enter the orangery and warm the living area.

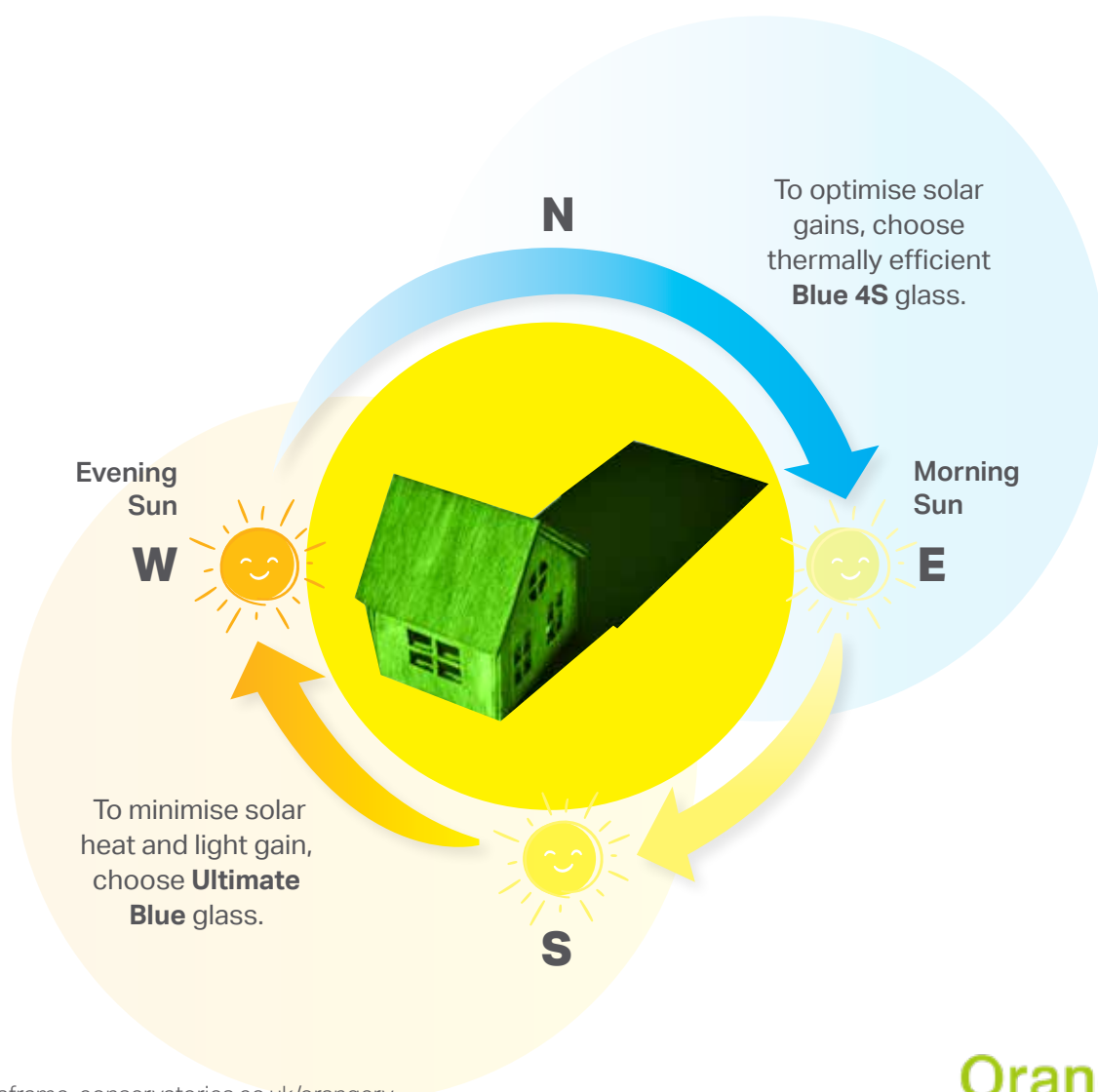
In contrast, a south or west facing orangery may be in the sun for most of the day, which brings lots of bright natural light. However, the heat from the sun can also mean the living area could become too bright or unpleasantly warm, unless the correct glazing is specified.

In this situation, we would recommend Ultimate Blue which has a low level of light transmission and higher levels of solar rejection. These glass have a U-Value of just 1.0, this is three times more energy efficient than a standard double glazed unit.

All of our glass units are self cleaning and made from toughened glass as standard.

	Ultimate Blue	Blue 4S	Neutral 4S
U-Value	1.0	1.0	1.0
Light Transmission	28%	48%	38%
Solar Rejection	82%	67%	70%
UV Protection/Rejection	94%	92%	85%
Colour tints	Blue	Blue	Neutral

*Neutral coating gives a slightly grey appearance.



DOORS / WINDOWS

When it comes to the doors and windows for your orangery think carefully as their style and colour will have a huge impact on the overall look of your new space. Ultraframe Orangeries are compatible with many style of windows and doors so the range of options is huge.

Doors

Bi-fold doors. A popular choice for orangeries as they allow you to completely open up an elevation and really link to the garden beyond.

French doors. A simple set of French doors is a cost effective choice for an orangery.

Sliding doors. There is less frame with sliding doors than bi-folds so if you prefer a clean look, these are the doors for you – but remember they don't offer a fully open elevation like bi-folds.

Windows

Window style. Full height floor to ceiling windows are a stunning option to give your orangery a clean, modern look. Not only does this style of window look beautiful, the large expanse of glass will draw huge amounts of natural light into the orangery. Choose from aluminium or uPVC .

Window colour. Windows can be made in any RAL colour so you can choose to complement or contrast with your orangery roof and the rest of your home.



BRICK OR RENDER PILLARS

If you want a more traditional orangery look, choose super insulated pillars with a brick or ready-to-render finish.

Highly insulated, these columns are supplied with A1 fire rated render boards to which the brick mesh or render is easily applied. Choose small (325mm wide) or large (665mm wide) which is equivalent to 1.5 or 3 standard bricks.


Where designs with large spans of doors are used with a small pillar, special reinforced columns will be provided.

We recommend two pillars at the front corners and two matching abutments at the host wall for double hipped orangeries. On single hipped designs, two corner pillars at the front completes the orangery look.

The super insulated pillars and walls are pre-approved by Assent and JHA1 for easy, fast Building Regulation approval.



Small render / brick corner pillars 325mm or 1.5 bricks.



Large render / brick corner pillars 665mm or 3 bricks.



Render / brick abutments wall 325mm or 1.5 bricks.

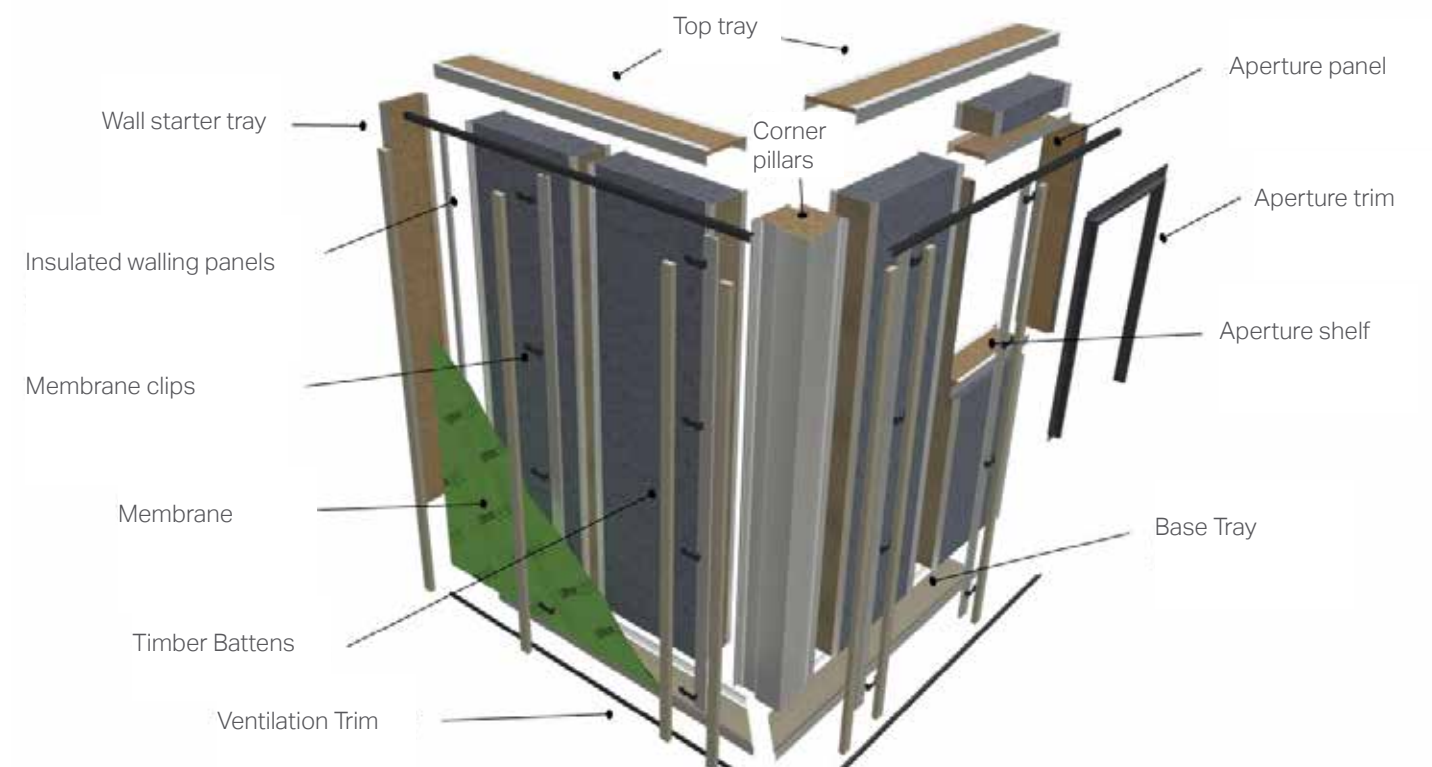


Render / brick abutments wall 665mm or 3 bricks.

WALLS

If you would like a wall in your orangery (for example along the boundary), use our super insulated wall which can be finished in brick or ready-to-render to match your pillars. The wall exceeds Building Regulations with a U-Value of 0.17. This is far more thermally efficient than a brick wall and will help to keep heating bills low.

*Please note the wall is not compatible with the aluminium columns.



PILLAR FINISHES

There are many different finishes you can choose for your pillars. If you choose brick, you have 13 brick mesh options to choose from. Render is available in any colour however the popular options are grey, white and cream. Contact your installer to see a full range of colours.



Grey / Light Mortar



Multi Buff / Light Mortar



Warm Buff / Light Mortar



Terracotta / Light Mortar



Multi Orange / Light Mortar



Multi Red / Light Mortar



Grey / Medium Mortar



Multi Buff / Medium Mortar



Warm Buff / Medium Mortar




Terracotta / Medium Mortar



Multi Orange / Medium Mortar



Multi Red / Medium Mortar



Grey / Grey Mortar



White Render



Cream Render



Grey Render

ALUMINIUM COLUMNS



White double hipped orangery with fluted aluminium columns and a curved cornice.

Super insulated aluminium columns bring strength and solidity to your orangery design. Constructed around a thermally insulated core, they are five times more thermally efficient than a similar sized brick pillar. The integrated structural frame means you can include larger expanses of glass and bi-fold or sliding doors into your design.

Depending on the look you choose, the columns can be small (325mm wide) or large (485mm wide) with a flat or fluted finish. They are available in any RAL colour to complement or contrast with your property.



Features

- 1 Eaves beam supporting platform
- 2 Styropor carbon enriched expanded polystyrene insulated core
- 3 Anchoring battens
- 4 OSB board, mechanically fixed to battens
- 5 Breathable membrane
- 6 Flat powder coated aluminium claddings
- 7 Fluted powder coated aluminium claddings
- 8 Various base details available
- 9 Structural set out post



Flat



Fluted

STRUCTURAL SUPPORT

To manage lateral forces and avoid any 'racking' your orangery will require sufficient structural support at the corners. Usually a large super-insulated column or pillar will suffice, however if you are using small pillars extra reinforcement may be required and a small reinforced brick/render column will be specified if required.

Specialist software also engineers your roof to withstand the extreme weather conditions for your specific postcode by providing the necessary beam reinforcement to ensure the doors beneath continue to move freely even during periods of heavy snow.

Designs with large door spans may however need an additional goalpost. Made from aluminium, Ultraframe Goalposts have been engineered to be as light as possible for an easy installation without heavy lifting equipment. Designed to work perfectly as part of an Ultraframe orangery, the header beam is hidden within the pelmet and the vertical posts sit discreetly behind door frames for a minimalist look. The Ultraframe Goalpost suite includes a range of header sizes and vertical posts to suit the height of the door frames.

Watch our animation about structural support which explains lateral stability and why it is important when specifying.





Orangery

By Ultraframe

Job No. 9103 **** Orangery by Ultraframe 01/23

It is Ultraframe's policy to continually seek to improve it's products, processes and service and we reserve the right to change specifications without prior notice. We have been trading for nearly 35 years and strive to deliver unrivalled quality and service.